



PLANT WORKSHOP TIP SHEET

SET UP

- Direct Planted - Mona Tank
- Direct Planted - Terracotta Spikes
- In Grow Pot - Sponge Watering
- In Grow Pot - Wicked
- Liner for 300mm Plant - As Demonstrated
- Self-Watering Planters - Lechuza, Angus and Celeste

LIGHTING

- High Light - West and North Facing Window
- Medium Light - East Facing Window
- Low Light - South Facing Window
- As plants move 3-4m away from window downgrade light

MAINTENANCE

- Set plant maintenance in phone calendar
- Spray leaves with soap, wipe each leaf if necessary
- Check reservoir for water
- Rotate the plant
- Seasonal spray once every 3 weeks

FEEDING

- Seasol - Spray on and under leaves
- Confidor Tablets - Fertilizer 1 every 3 months

PESTS

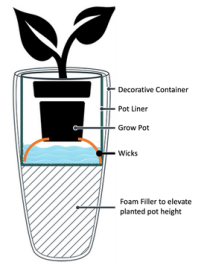
- Pyrethrum - kills most pest spray on soil and both sides of leaves
- Confidor Tablets - Insecticide 1 every 3 months
- Alcohol - Wipe bugs off leaves with cotton buds
- Flying Bugs - Spray soil with Mortein, Yellow Sticky Traps, drench with Pyrethrum on next watering cycle. Put in new Confidor Tablets



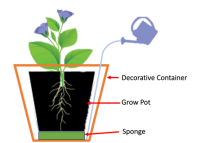
Mona Tank




Terracotta
Spiked



Grow Pot
Wicked



Grow Pot
Sponge



If you found our workshop helpful, we would really appreciate it if you could take a moment to leave a review on Google using the link provided. Thank you! - [Google Review](#)