



INTERIOR PLANT
DESIGNS

Interior Plant Designs Plant Options and Inspiration





Desk Top Plant

Can be used in mini size and put in a desk top plant




Floor Plant

Can be used in a Large Scale and put in a pot on the floor.



Plants for Floor Troughs

Can be used in large scale in large floor troughs and custom joinery




Plants for Tambour Units

Plants for Planter Boxes at the end of desks on top of storage units and custom joinery



Screening Plants

Plants that are fuller and generally taller and used for visual and sound screening



Narrow Plants

Plants for tighter spaces these plants are narrow and wont take up too much space





Hanging Plants

Plants that can be used in hanging pots or for trailing over pots and troughs



Climbing Plants

Can be used in a Large Scale and put in a pot on the floor.



Feature Plants

Generally tree like plants, large and are more tree like in look.
Note: More expensive and will need grow lights





INDOOR PLANT OPTIONS



Peace Lily

Pot Size - 200mm, 250mm, 300mm

Light - Low, Medium

Size - 200mm - 800mm



Happy Plant

Pot Size - 200mm, 250mm, 300mm

Light - Low, Medium

Size - 300mm - 1800mm



Sanseveria

Pot Size - 200mm, 250mm, 300mm

Light - Low, Medium, High

Size - 300mm - 1000mm



Janet Craig

Pot Size - 200mm, 250mm, 300mm

Light - Low, Medium, High

Size - 300mm - 1500mm





INDOOR PLANT OPTIONS



Ficus Burgundy

Pot Size - 200mm, 250mm, 300mm

Light - Medium, High

Size - 300mm - 1500mm



Kentia Palm

Pot Size - 200mm, 250mm, 300mm

Light - Medium, High

Size - 300mm - 3000mm



Pothos Totem

Pot Size - 200mm, 250mm, 300mm

Light - Medium

Size - 300mm to 1500mm



Monstera

Pot Size - 200mm, 250mm, 300mm

Light - Medium, High

Size - 200mm to 1200mm





Lemon and Lime

Pot Size - 200mm, 250mm, 300mm

Light - Medium

Size - 200mm to 1200mm



Zanzibar Gem

Pot Size - 200mm, 250mm, 300mm

Light - Low, Medium, High

Size - 200mm to 800mm



Amate

Pot Size - 200mm, 250mm, 300mm

Light - High

Size - 300mm to 1200mm



Peperomia

Pot Size - 200mm

Light - Medium, High

Size - 200mm - 500mm






Syngonium

Pot Size -200mm

Light - Medium, High

Size - 200mm to 500mm



Golden Heart

Pot Size -200mm, 250mm, 300mm

Light - Medium, High

Size - 200mm - 1000mm



Ficus Lyrata

Pot Size -200mm, 250mm, 300mm

Light - Medium, High

Size - 300mm to 2000mm



Rhapsis Palm

Pot Size -200mm, 250mm, 300mm

Light - Medium, High

Size - 300mm to 2000mm





Aglaonema - Spring Snow

Pot Size -200mm, 250mm

Light - Medium, High

Size - 200mm - 500mm



Aglaonema - Anyamanee

Pot Size -200mm, 250mm

Light - Medium, High

Size - 200mm - 500mm



Aglaonema - Maria

Pot Size -200mm, 250mm

Light - Medium, High

Size - 200mm - 500mm



Aglaonema - Red Rugby

Pot Size -200mm, 250mm

Light - Medium, High

Size - 200mm - 500mm





Ficus Hillii

Pot Size - 200mm - 150L

Light - High - Grow Lights

Size - 600mm - 3000mm



Croton

Pot Size -200mm,

Light -High

Size - 200mm to 500mm




Bamboo Palm

Pot Size -200mm, 250mm, 300mm

Light - Medium, High

Size - 300mm to 1800mm



Spider Plant

Pot Size -200mm,

Light - Medium, High

Size - N/A





INDOOR PLANT OPTIONS



Plebodium

Pot Size - 200mm

Light - Medium, High

Size - 200mm-500mm



Pothos Snow Queen

Pot Size - 200mm,

Light - Medium, High

Size - N/A



Philodendron Birkin

Pot Size - 200mm,

Light - Medium, High

Size - 200mm-500mm



Peperomia Scandens

Pot Size - 200mm,

Light - Medium, High

Size - N/A






Pothos

Pot Size - 200mm

Light - Medium, High

Size - N/A




Rhipsalis

Pot Size -200mm,

Light -Medium, High

Size - N/A




Rabbit Foot Fern

Pot Size -200mm,

Light - Medium, High

Size - N/A



Peperomia Pilea

Pot Size -200mm,

Light - Medium, High

Size - N/A





Ficus Tineke

Pot Size - 200mm, 250mm, 300mm

Light - Medium, High

Size - 300mm - 1500mm



Ficus Ruby

Pot Size - 200mm, 250mm, 300mm

Light - Medium, High

Size - 300mm - 1500mm



Rabbit Foot Fern

Pot Size - 200mm, 250mm, 300mm

Light - Medium, High

Size - 200mm - 1000mm



Philodendron Brasil

Pot Size - 200mm,

Light - Medium, High

Size - 200mm to 300mm





INDOOR PLANT OPTIONS



Ficus Sabre

Pot Size - 200mm - 300mm

Light - Medium, High

Size - Up to 2.5m



Ficus Benjamina

Pot Size - 200mm - 150L


Light - High - Grow lights

Size - 50cm to 3m







PLANTER BOX AND TAMBOUR UNIT












HANGING POTS















Craig Helmers
0481 354 712
craig@ipdesigns.com.au
www.interiorplantdesigns.com.au



INTERIOR PLANT
DESIGNS